





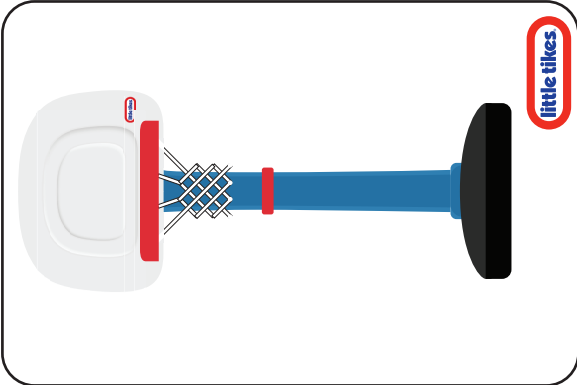
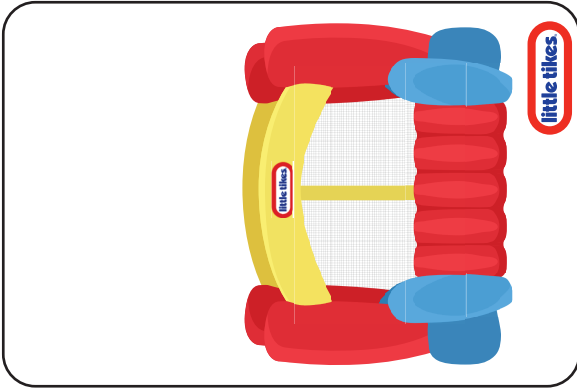



# Little Tikes® Memory Match Game

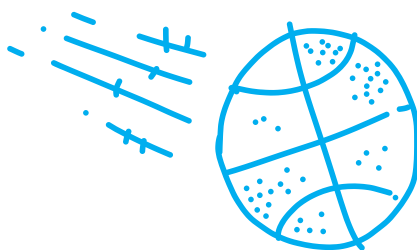
## How to Play:

1. Print each page and cut out the cards.
2. Shuffle the cards then place them in a grid, face down.
3. Flip over a card, then flip over a second card. If they match, put them in a pile in front of you and go again.
4. If the cards do not match, flip them back over and it is the next player's turn.
5. Continue taking turns until all the pairs have been found and no cards remain.
6. Whoever has the most cards at the end of the game wins.






little tikes



little tikes




little tikes



little tikes



little tikes



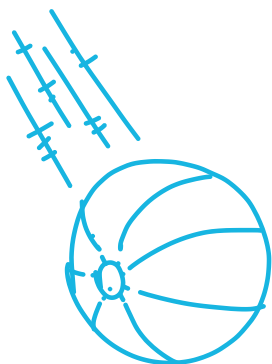
little tikes




little tikes




little tikes




little tikes




little tikes



little tikes




little tikes



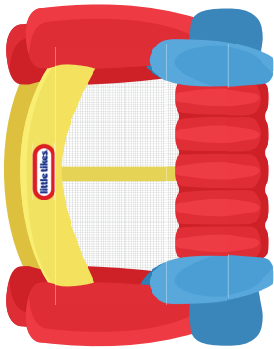
little tikes



little tikes



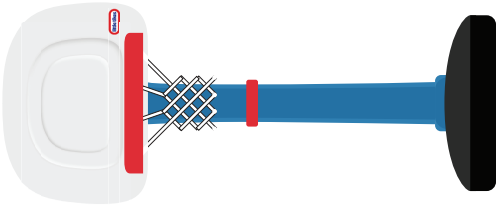
little tikes



little tikes



little tikes




little tikes




little tikes




little tikes




little tikes




little tikes



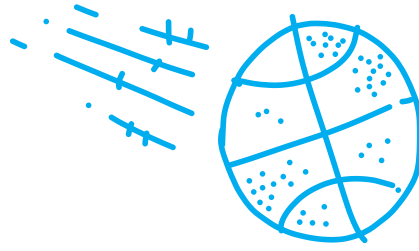
little tikes



little tikes



little tikes



little tikes




little tikes



little tikes



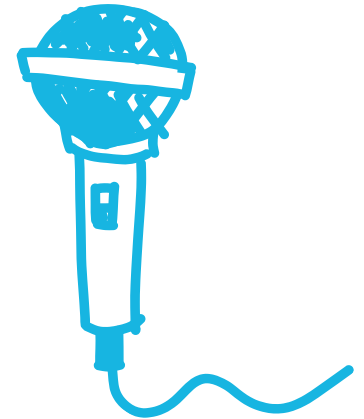
little tikes



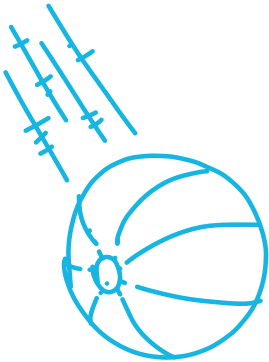
little tikes




little tikes




little tikes




little tikes




little tikes



little tikes



little tikes



little tikes